

SW1 Swivel 4U Patch Panel

An innovative 4U, 19" and 23" rack mountable swivel patch panel, designed to manage up to 192 fibres. It is compatible with LC, SC and FC adaptor types. This panel can swivel up to 90°, a feature which can be configured on both sides, to offer ease of access at both installation as well as a later reconfiguration. It features integrated cable management and side entries/exits to assure optimal patch cord routing and bend radius protection.

Features

- 4U height
- 19" and 23" rack mountable
- Comes with all necessary splice trays
- Robust Metal construction
- Integrated advanced cable management
- Available with LC, SC or FC adaptors

Applications

- Data centres
- High density applications
- Telecommunication networks
- Enterprise Networks
- Central Offices

Specifications

ELEMENT	VALUE
Depth (mm) A	290.1mm
Width (mm) B	435mm
Height (mm) C	177.1mm
Rack Units	4U
Capacity	24 x LC Simplex, 24 x LC Duplex, 24 x SC Simplex, 12 x SC Duplex, 24 x FC Simplex

Ordering Information

LC Simplex Configuration

DESCRIPTION	PART NUMBER
OptronicsPlus SW1 Swivel Patch Panel 4U Loaded with 96 LC Simplex Multimode Beige Adaptors	OPPSW1-00-21-96-4
OptronicsPlus SW1 Swivel Patch Panel 4U Loaded with 28 LC Simplex Multimode OM3 Aqua Adaptors	OPPSW1-00-31-96-4
OptronicsPlus SW1 Swivel Patch Panel 4U Loaded with 96 LC Simplex Multimode OM4 Erika Violet Adaptors	OPPSW1-00-41-96-4
OptronicsPlus SW1 Swivel Patch Panel 4U Loaded with 96 LC Simplex Singlemode Blue Adaptors	OPPSW1-00-91-96-4
OptronicsPlus SW1 Swivel Patch Panel 4U Loaded with 96 LC Simplex Singlemode APC Green Adaptors	OPPSW1-01-91-96-4

LC Duplex Configuration

DESCRIPTION	PART NUMBER
OptronicsPlus SW1 Swivel Patch Panel 4U Loaded with 96 LC Duplex Multimode Beige Adaptors	OPPSW1-00-22-96-4
OptronicsPlus SW1 Swivel Patch Panel 4U Loaded with 96 LC Duplex Multimode OM3 Aqua Adaptors	OPPSW1-00-32-96-4
OptronicsPlus SW1 Swivel Patch Panel 4U Loaded with 96 LC Duplex Multimode OM4 Erika Violet Adaptors	OPPSW1-00-42-96-4
OptronicsPlus SW1 Swivel Patch Panel 4U Loaded with 96 LC Duplex Singlemode Blue Adaptors	OPPSW1-00-92-96-4
OptronicsPlus SW1 Swivel Patch Panel 4U Loaded with 96 LC Duplex Singlemode APC Green Adaptors	OPPSW1-01-92-96-4

SC Simplex Configuration

DESCRIPTION	PART NUMBER
OptronicsPlus SW1 Swivel Patch Panel 4U Loaded with 96 SC Simplex Multimode Beige Adaptors	OPPSW1-02-21-96-4
OptronicsPlus SW1 Swivel Patch Panel 4U Loaded with 96 SC Simplex Multimode OM3 Aqua Adaptors	OPPSW1-02-31-96-4
OptronicsPlus SW1 Swivel Patch Panel 4U Loaded with 96 SC Simplex Multimode OM4 Erika Violet Adaptors	OPPSW1-02-41-96-4
OptronicsPlus SW1 Swivel Patch Panel 4U Loaded with 96 SC Simplex Singlemode Blue Adaptors	OPPSW1-02-91-96-4
OptronicsPlus SW1 Swivel Patch Panel 4U Loaded with 96 SC Simplex Singlemode APC Green Adaptors	OPPSW1-03-91-96-4

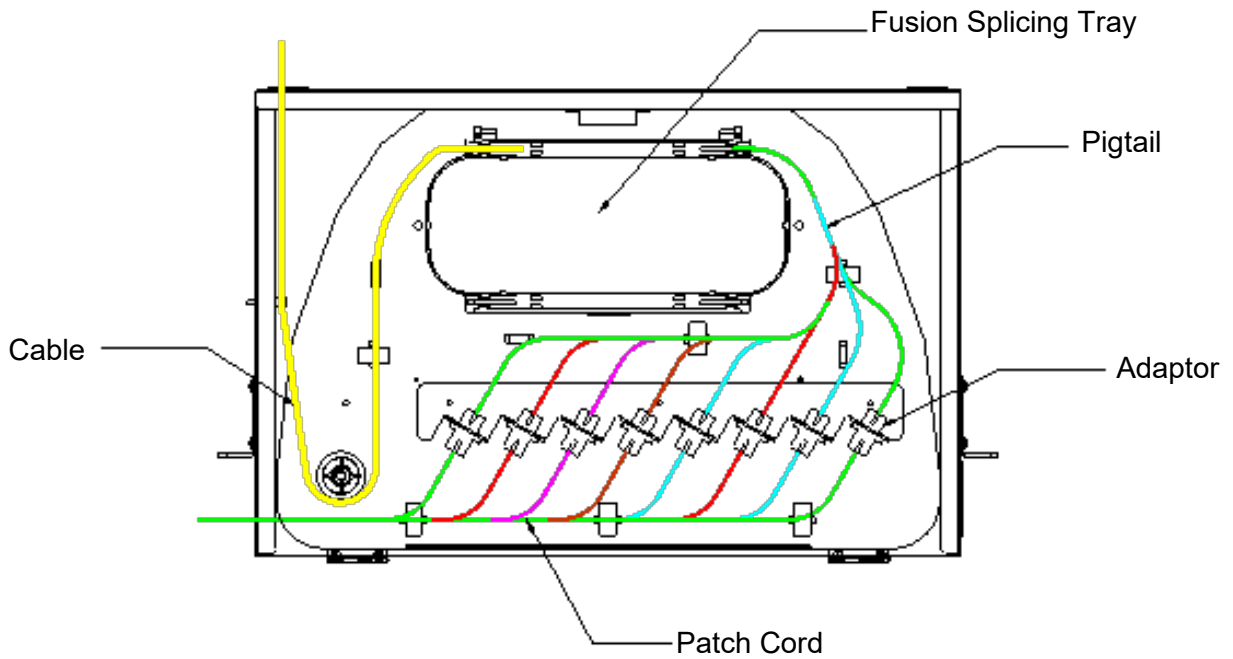

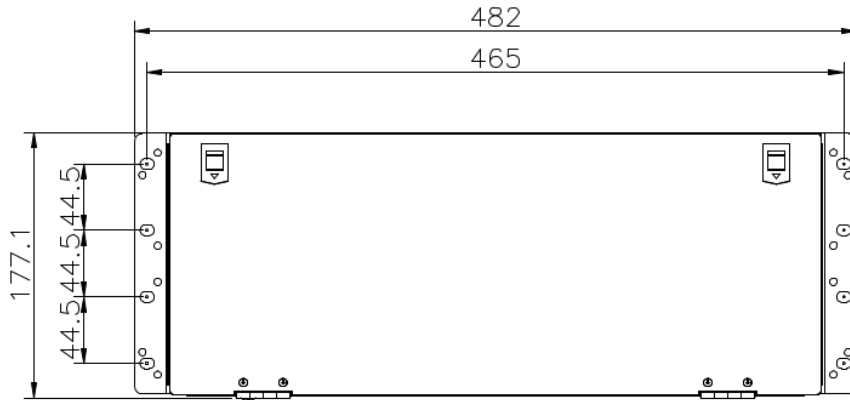
SC Duplex Configuration

DESCRIPTION	PART NUMBER
OptronicsPlus SW1 Swivel Patch Panel 4U Loaded with 72 SC Duplex Multimode Beige Adaptors	OPPSW1-02-22-72-4
OptronicsPlus SW1 Swivel Patch Panel 4U Loaded with 72 SC Duplex Multimode OM3 Aqua Adaptors	OPPSW1-02-32-72-4
OptronicsPlus SW1 Swivel Patch Panel 4U Loaded with 72 SC Duplex Multimode OM4 Erika Violet Adaptors	OPPSW1-02-42-72-4
OptronicsPlus SW1 Swivel Patch Panel 4U Loaded with 72 SC Duplex Singlemode Blue Adaptors	OPPSW1-02-92-72-4
OptronicsPlus SW1 Swivel Patch Panel 4U Loaded with 72 SC Duplex Singlemode APC Green Adaptors	OPPSW1-03-92-72-4

FC Configuration

DESCRIPTION	PART NUMBER
OptronicsPlus SW1 Swivel Patch Panel 4U Loaded with 96 FC Simplex Multimode Adaptors	OPPSW1-05-21-96-4
OptronicsPlus SW1 Swivel Patch Panel 4U Loaded with 96 FC Simplex Singlemode Adaptors	OPPSW1-05-91-96-4
OptronicsPlus SW1 Swivel Patch Panel 4U Loaded with 96 FC Simplex Singlemode APC Adaptors	OPPSW1-06-91-96-4

Technical Drawing



Additional Images

